

MADE Project: Nursery for Essen University		C 3
Module Result: Catalogue of Objectives „Building“	Cat.Obj. “Building“	
Compiler: Thomas Kremer	1988	

Object/area/place: "Building" (see figure 10: 3. Spaces)		
Users	:	Children from 1½ to 5 years old, supervisors, parents, single parents, cleaners (see figure 18: 1. Users).
Main functions (specific)	:	Playing under supervision, occupying supervisors (see figure 18: 2. Functions).
Main functions (general)	:	Protecting users and artifacts Using object and artifacts therein. (see figure 18: 2. Functions).
Space structure (see figure 18: 3. Spaces)	:	Building <ul style="list-style-type: none"> Children's Area Supervisors' Area Sanitary Area Storage Area Access Area Technical Area
Location A	S1	Eastern Car Park, Universitaetsstrasse, Level 12, Stairwell on the East side /5/
Site area A	S2	Approx. 88 m² /5/
Access A	S3	Via stairs or with the lift in the Eastern stairwell /5/
Environmental influences	C1	Providing protection from air pollution from the East /8/
Appearance	S4	The building should be integrated into the car park in such a way that it does not seem just "added on". /5/
Guideline image	C2	"Feuerrotes Spielmobil" /6/
	C3	Construct "fields of experience" in accordance with the "guideline image breakdown" /6/
	C4	Construct form, material, colour and light in accordance with the "guideline image breakdown" /6/
Hygiene	M1	For reasons of hygiene, play areas and playrooms must not be used for other purposes. /2/
Equipment	M2	Fulfilment of the functions assumes the provision of suitable rooms with appropriate equipment. /2/
Emergency exits	M3	Each unit on each floor with areas in which people congregate must be served by at least two independent escape routes. /8/

Figure 12: Catalogue of Objectives for the Nursery Essen University – „Building“

MADE Project: Nursery for Essen University		C 3
Module Result: Catalogue of Objectives „Group Room“	Cat.Obj. „Group Room“	
Compiler: Pia Grasbon	1988	

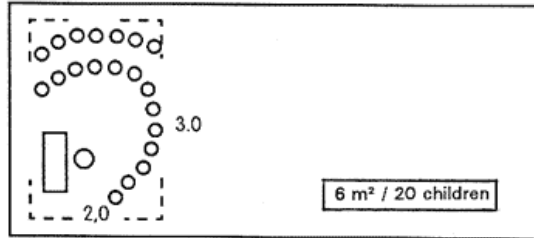
Object/area/space: "Group Room" (see figure 10: 3. Spaces)		
Users	:	Children from 1½ to 5 years old, supervisors, parents, single parents (see figure 18: 1. Users).
Subfunctions (specific)	:	Developing personality, increasing manual skills, promoting motoric control, playing according to rules, promoting sociability, experiencing nature and the environment, looking after children, managing the facility (see figure 18: 2. Functions).
Basic functions (specific)	:	(See figure 18: 2. Functions)
Subfunctions (general)	:	Preventing damage, ensuring comfort, providing access to the object, cleaning the object (see figure 18: 2. Functions).
Basic functions (general)	:	(See figure 18: 2. Functions)
Space structure (see figure 18: 3. Spaces)	:	Group Room { Action Space Multi-purpose Space Role-playing Space Working Space Eco Space
Number of users	S5	15 - 20 children, 2 supervisors /5/
Floorspace	M4	45 - 48 m² as living, playing and crawling space /2/
Depth of room	M5	Should be max. 6.60 m (grid dimension) /2/
Height of room	M6	Clear height at least 2.70 m, max. however 3.00 m /2/
Room partitioning	M7	Dividable into two smaller rooms /2/
	W1	One large room can be partitioned well using blankets or other aids, without imposing any real limits, e.g. a play house. /1/
Acoustic insulation	M8	Group Room must be separated from the Quiet Room by closed-off, sufficiently insulated walls. /2/
Flexibility	C5	Facilitate joint use of the Group Room with Quiet Room /6/.
Adjacency	M9	Group Room - Quiet Room /2/
	M10	Group Room - Playground /2/
	C6	Group Room - Children's Toilet /7/
	C7	Group Room - Adults' Toilet /7/
	C8	Group Room - Children's Cloakroom /7/
Exit	M11	An exit must be within a distance of max. 35 m from any point in the rooms. /8/

Multi-purpose Space

Space required

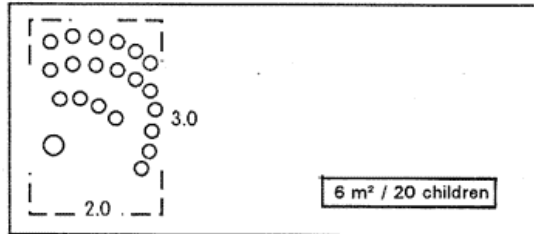
C9

For the following specific basic functions, etc.



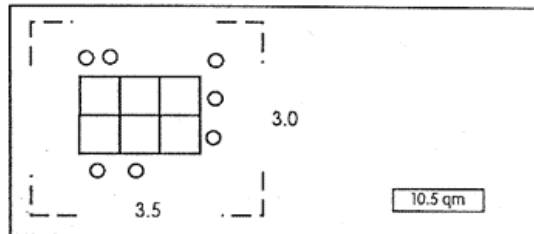
/4/

Singing and listening to music, playing singing games



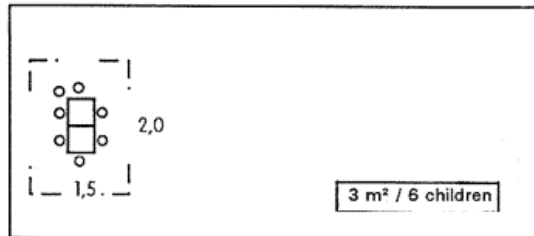
/4/

Reading stories




/4/

Working with paper, drawing and painting pictures



/4/

Playing drawing and writing games, tabletop games

Role-playing Space		
Space required	C10	For the following specific basic functions, etc.
		
		Playing families, playing shop, playing with dolls /4/
Window sills	M12	Must not be higher than 0.60 m /2/
Sun shades	M13	Adequate protection from the sun is to be provided /2/
Window area	M14	Must be at least one sixth of the floor area /2/
Doors	M15	Must open in the direction of escape /2/
	M16	No swing doors permitted /2/ No folding doors permitted /2/
Accident prevention	M17	The room and play facilities are to be designed so as to be safe. /2/
Ergonomics	M18	The furniture must be of a size and type to suit the ages of the children /2/
Equipment and fittings	M19	Benches - apart from corner benches - should generally not be used /2/
	M20	Built-in cupboards are permissible, but only as long as they do not limit variability /2/
	M21	Shelves and cupboards in which play and occupation material is kept must be accessible to the children /2/
	W2	Each child should have his own locker or pigeon-hole /2/

Bibliography to the Catalogue of Objectives	/1/	Gesell, Arnold: Saeugling und Kleinkind in der Kultur der Gegenwart Vol. 1, 8th edition Bad Neuheim, 1971	/4/	Blenk, Juergen et al: Kindergaerten baut man heute anders Wiesbaden and Berlin, 1973
	/1.1/	Gesell, Arnold: The first five years of life New York and London, 1940	/5/	Lecturer (Prof. Ralph Johannes)
	/2/	Kindergartengesetz, Nordrhein-Westfalen (KGG NW) Dusseldorf, 1982	/6/	Student (Ute Glunz)
	/3/	University of Essen Department 2: Educational Science Project: "The compatibility of family life and university studies" Lecturer: Dr. Baerbel Schoen-Stommer Seminar Report of 05.05.1988 "Utopie - wir planen eine Kindertagesstaette an der UGE"	/7/	Project group (lecturer and students)
			/8/	Bauordnung fuer das Land Nordrhein-Westfalen (BauO NW), Article 17, para. 2, fire protection. 18.12.1984.

Figure 13: Catalogue of Objectives for the Nursery Essen University – „Group Room“